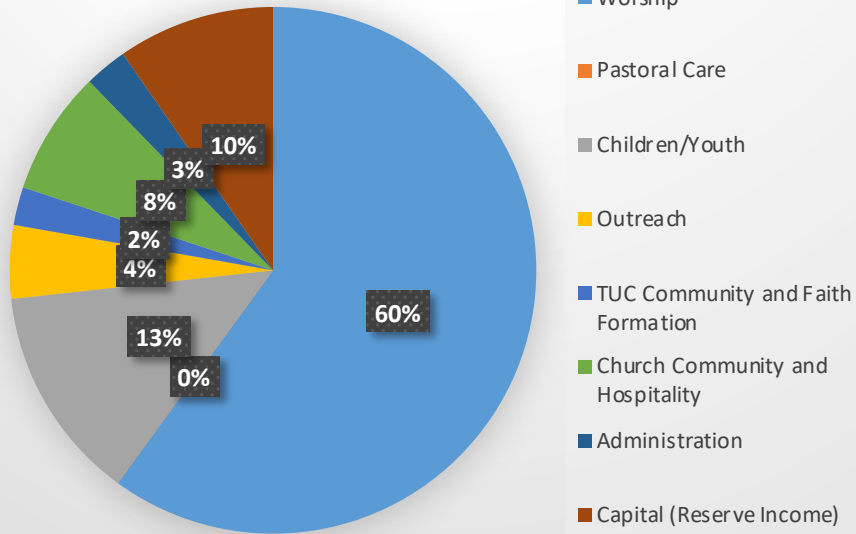


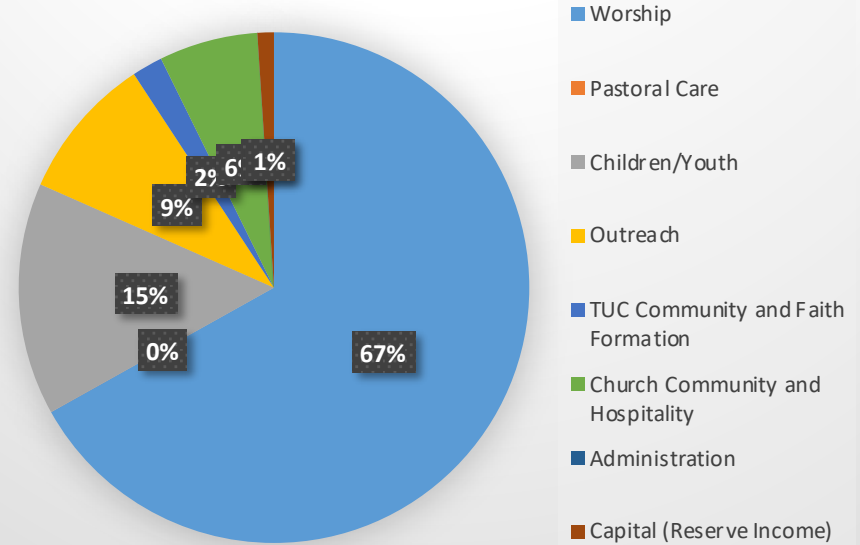
**TRINITY UNITED CHURCH**  
**YTD 2019 through 7/31/19**  
**INCOME/EXPENSE Statement**

	<b><i>2019 YTD Bud.</i></b>	<b><i>2019 YTD Actual</i></b>	<b><i>2018 YTD Actual</i></b>
<b>REVENUE</b>			
Worship	186,550.00	160,651.17	160,211.35
Pastoral Care	-	20.00	-
Children/Youth	41,125.00	35,356.95	15,345.00
Outreach	14,000.00	21,933.89	8,641.73
TUC Community and Faith Formation	7,262.50	4,669.72	10,406.27
Church Community and Hospitality	23,683.33	15,024.75	31,377.50
Administration	8,166.67	-	202.86
Capital (Reserve Income)	29,983.33	2,500.00	-
<b>TOTAL REVENUE</b>	<b>310,770.83</b>	<b>240,156.48</b>	<b>226,184.71</b>
<b>EXPENSES</b>			
Worship	99,694.10	91,264.81	80,114.71
Pastoral Care	28,603.16	25,030.88	19,912.02
Children/Youth	45,798.26	31,992.95	44,605.94
Outreach	51,977.27	53,698.01	32,809.13
TUC Community and Faith Formation	22,607.86	19,142.79	21,637.38
Church Community and Hospitality	20,507.86	18,436.28	14,835.31
Administration	35,281.55	32,561.71	26,074.22
Capital Expenses	48,674.50	1,809.83	56,277.62
<b>TOTAL EXPENSES</b>	<b>353,144.56</b>	<b>273,937.26</b>	<b>296,266.32</b>
<b>TOTAL SURPLUS (DEFICIT)</b>	<b>(42,373.73)</b>	<b>(33,780.78)</b>	<b>(70,081.61)</b>

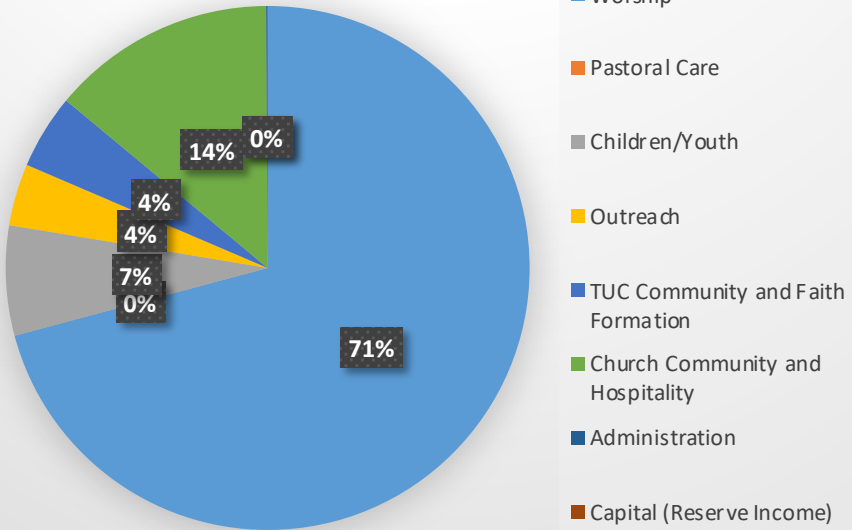
## 2019 Budget YTD Revenues



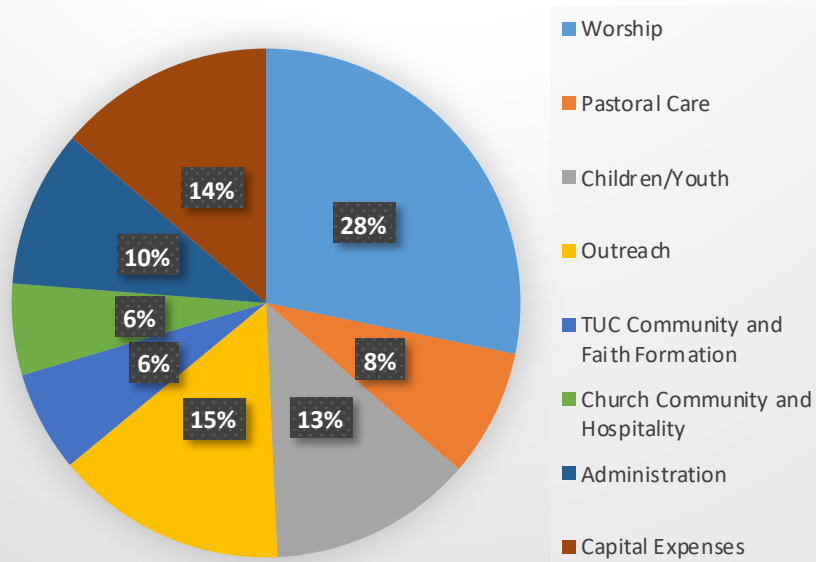
## 2019 Actual YTD Revenues



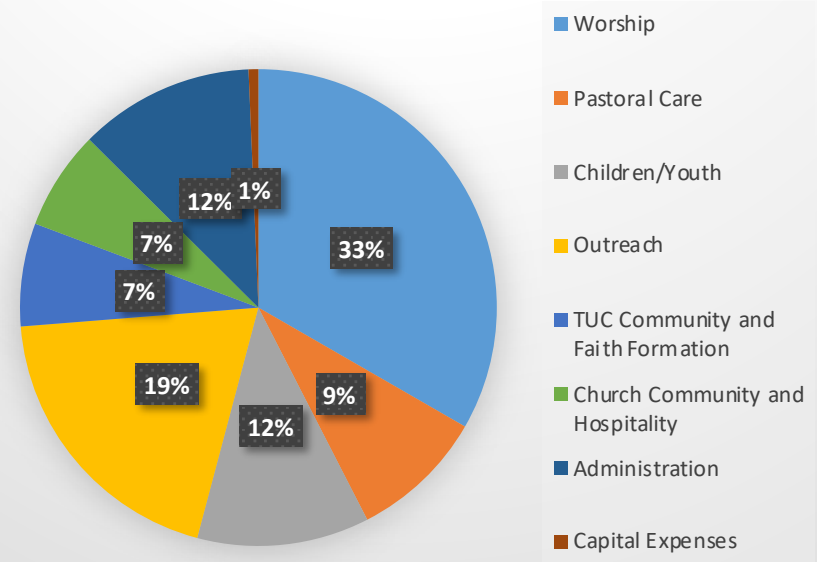
## 2018 YTD Actual Revenues



## 2019 YTD Budget Expenses



## 2019 YTD Actual Expenses



# 2018 YTD Actual Expenses

