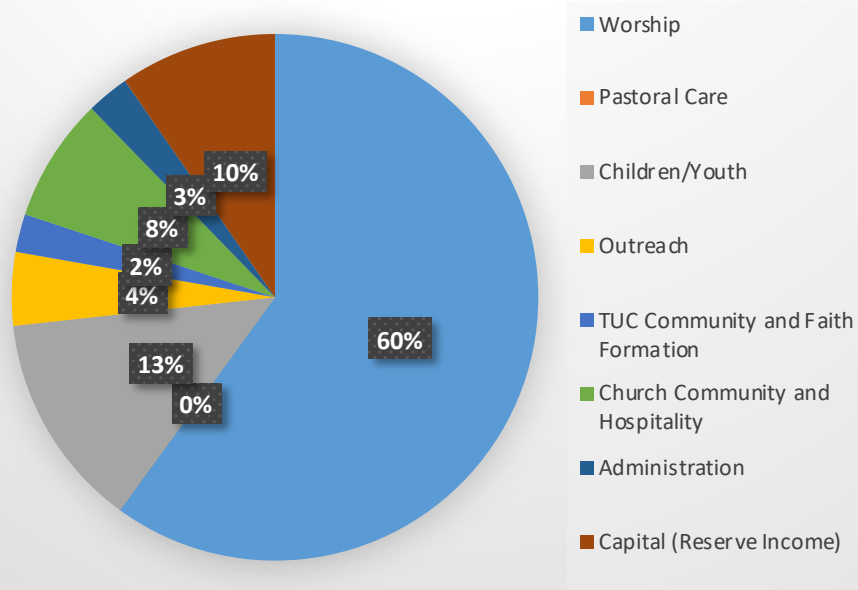


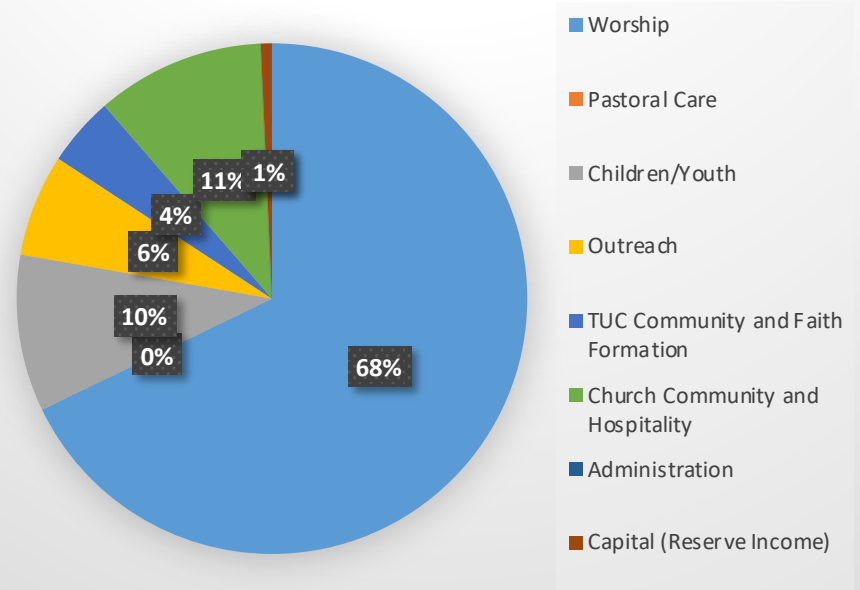
**TRINITY UNITED CHURCH**  
**YTD 2019 through 10/31/19**  
**INCOME/EXPENSE Statement**

	<b><i>2019 YTD Bud.</i></b>	<b><i>2019 YTD Actual</i></b>	<b><i>2018 YTD Actual</i></b>
<b>REVENUE</b>			
Worship	266,500.00	242,029.29	231,314.23
Pastoral Care	-	20.00	-
Children/Youth	58,750.00	35,425.30	16,345.00
Outreach	20,000.00	23,066.89	13,630.66
TUC Community and Faith Formation	10,375.00	15,654.50	11,936.27
Church Community and Hospitality	33,833.33	38,094.75	38,125.00
Administration	11,666.67	-	408.54
Capital (Reserve Income)	42,833.33	2,500.00	-
<b>TOTAL REVENUE</b>	<b>443,958.33</b>	<b>356,790.73</b>	<b>311,759.70</b>
<b>EXPENSES</b>			
Worship	140,420.15	126,592.16	109,247.98
Pastoral Care	40,111.66	34,115.10	27,480.81
Children/Youth	64,676.09	49,707.92	54,509.49
Outreach	73,753.24	70,358.79	46,184.82
TUC Community and Faith Formation	32,046.94	30,488.87	29,700.63
Church Community and Hospitality	29,046.94	27,344.46	20,881.43
Administration	49,902.22	45,549.74	36,274.02
Capital Expenses	74,535.00	11,249.74	56,277.62
<b>TOTAL EXPENSES</b>	<b>504,492.23</b>	<b>395,406.78</b>	<b>380,556.79</b>
<b>TOTAL SURPLUS (DEFICIT)</b>	<b>(60,533.90)</b>	<b>(38,616.05)</b>	<b>(68,797.09)</b>

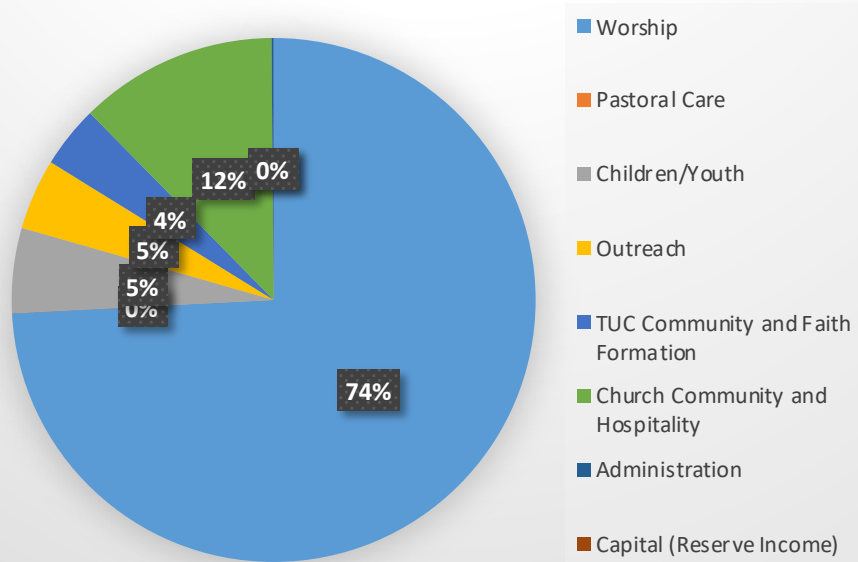
## 2019 Budget YTD Revenues



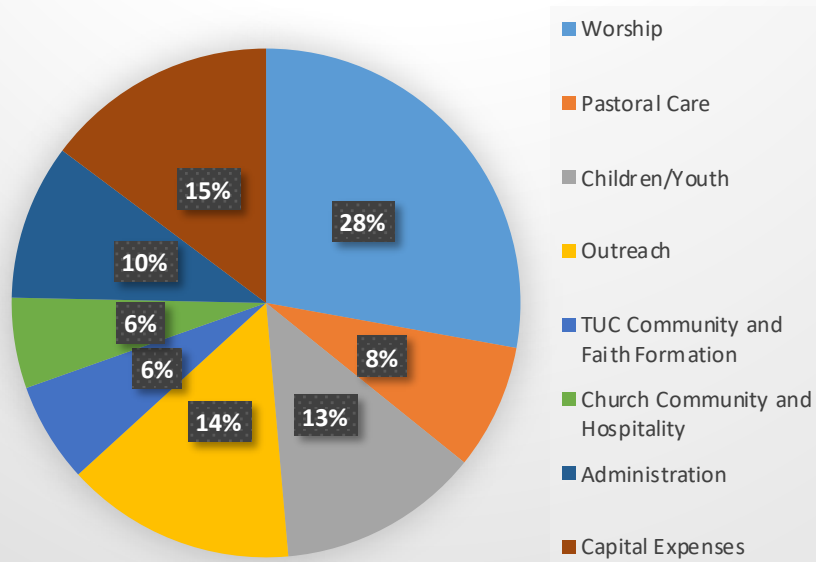
## 2019 Actual YTD Revenues



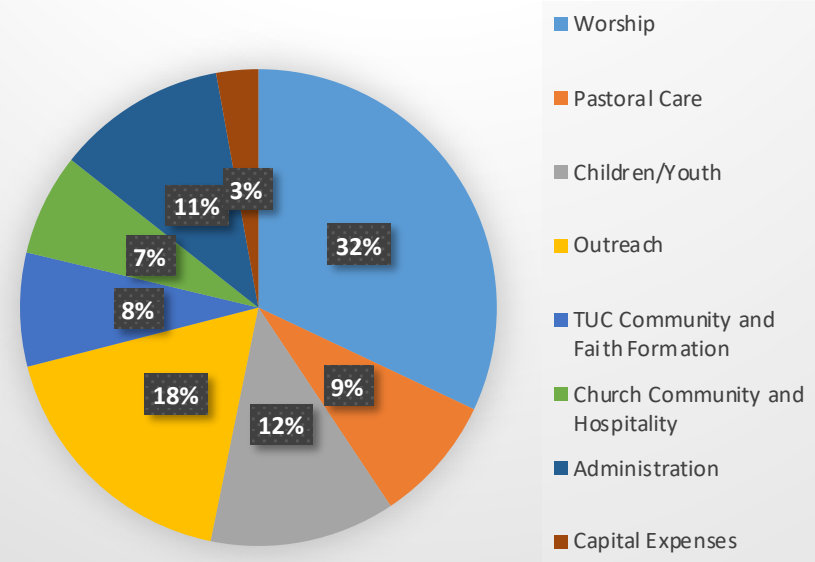
## 2018 YTD Actual Revenues



## 2019 YTD Budget Expenses



## 2019 YTD Actual Expenses



# 2018 YTD Actual Expenses

