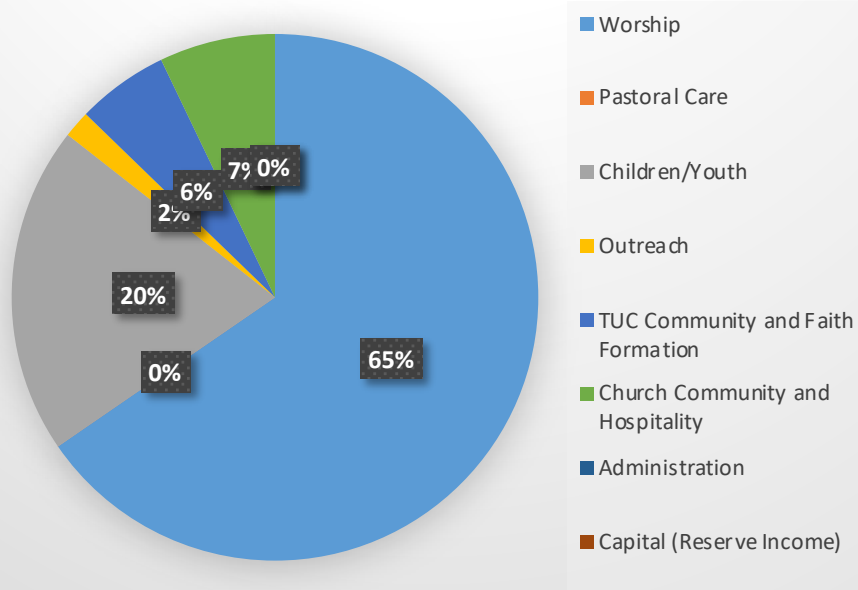


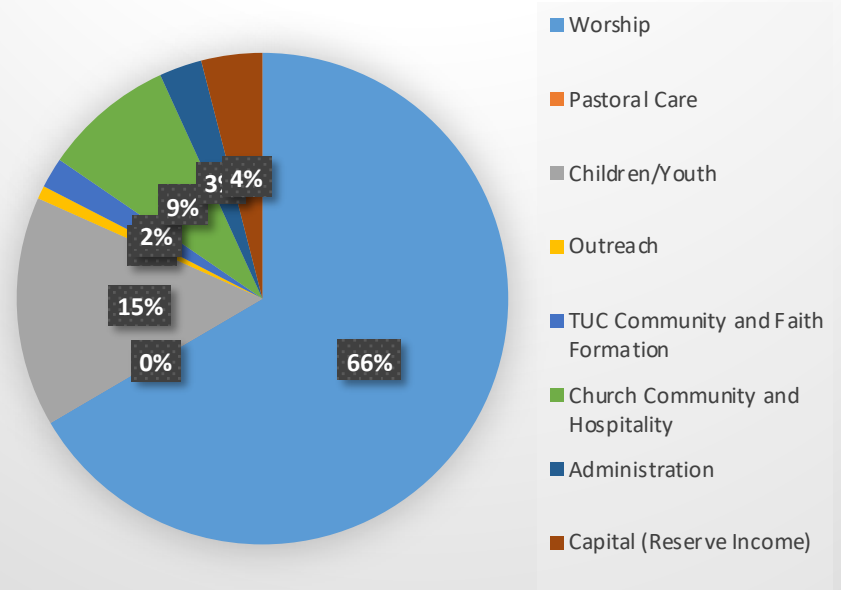
**TRINITY UNITED CHURCH**  
**YTD Through October 31, 2020**  
**INCOME/EXPENSE Statement**

|                                   | <b><i>2020 YTD Actual</i></b> | <b>2020 YTD Budget</b> | <b>2019 YTD Actual</b> |
|-----------------------------------|-------------------------------|------------------------|------------------------|
| <b>REVENUE</b>                    |                               |                        |                        |
| Worship                           | 230,818.10                    | 276,416.67             | 242,029.29             |
| Pastoral Care                     | -                             | -                      | 20.00                  |
| Children/Youth                    | 71,142.80                     | 62,833.33              | 35,425.30              |
| Outreach                          | 5,874.79                      | 3,583.33               | 23,066.89              |
| TUC Community and Faith Formation | 19,894.07                     | 8,291.67               | 15,654.50              |
| Church Community and Hospitality  | 25,102.50                     | 35,833.33              | 38,094.75              |
| Administration                    | -                             | 11,666.67              | -                      |
| Capital (Reserve Income)          | -                             | 16,666.67              | 2,500.00               |
| <b>TOTAL REVENUE</b>              | 352,832.26                    | 415,291.67             | 356,790.73             |
| <b>EXPENSES</b>                   |                               |                        |                        |
| Worship                           | 159,169.68                    | 156,754.25             | 127,286.09             |
| Pastoral Care                     | 42,839.94                     | 43,854.52              | 34,391.58              |
| Children/Youth                    | 66,795.14                     | 68,163.01              | 50,480.15              |
| Outreach                          | 42,955.94                     | 62,002.31              | 70,539.77              |
| TUC Community and Faith Formation | 33,103.52                     | 37,073.57              | 30,083.60              |
| Church Community and Hospitality  | 33,083.20                     | 32,948.57              | 27,444.95              |
| Administration                    | 55,491.47                     | 55,942.33              | 45,740.72              |
| Capital Expenses                  | 23,934.86                     | 123,333.33             | 9,439.91               |
| <b>TOTAL EXPENSES</b>             | 457,373.75                    | 580,071.89             | 395,406.78             |
| <b>TOTAL SURPLUS (DEFICIT)</b>    | (104,541.49)                  | (164,780.22)           | (38,616.05)            |

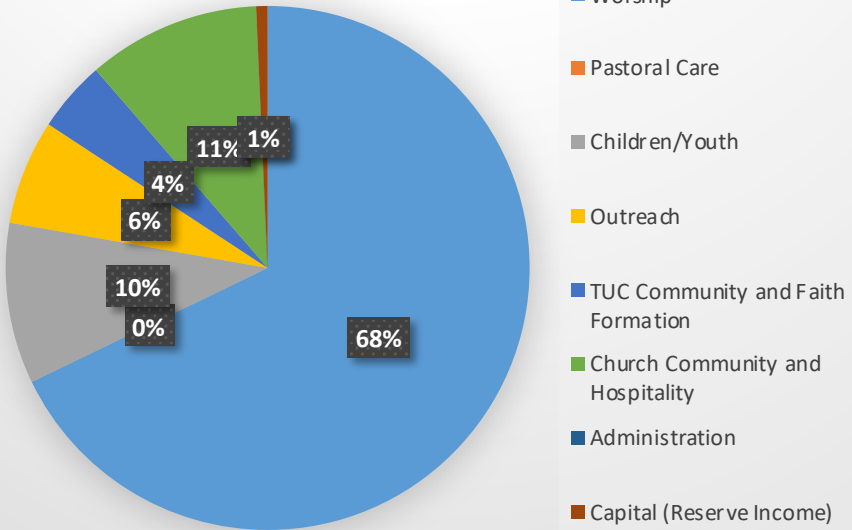
## 2020 YTD Actual Revenues



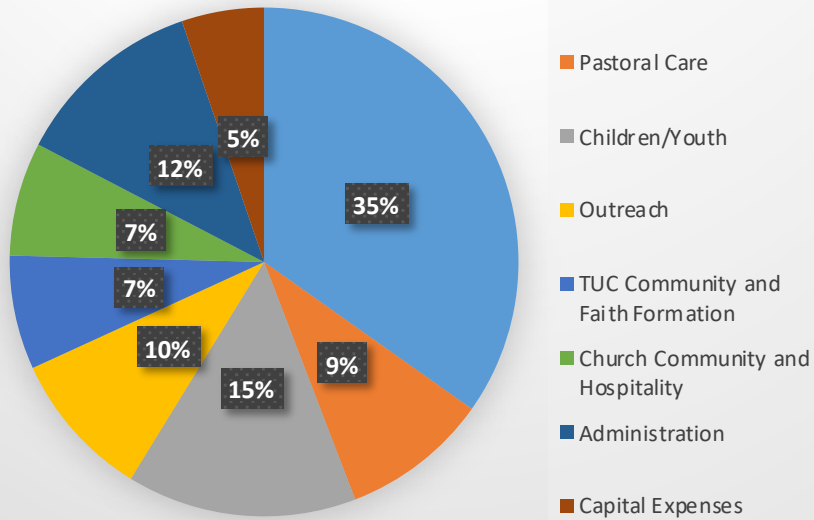
## 2020 YTD Budget Revenues



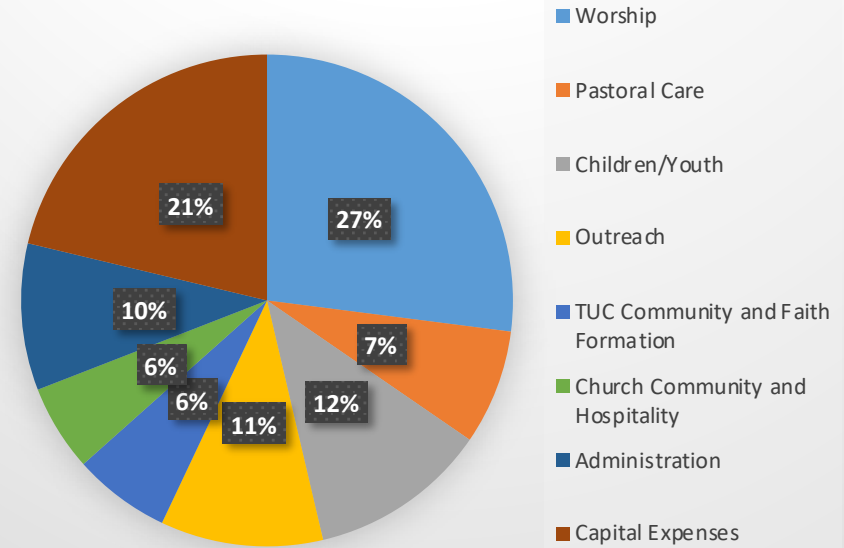
## 2019 YTD Actual Revenues



## 2020 YTD Expenses



## 2020 YTD Budget Expenses



# 2019 YTD Actual Expenses

